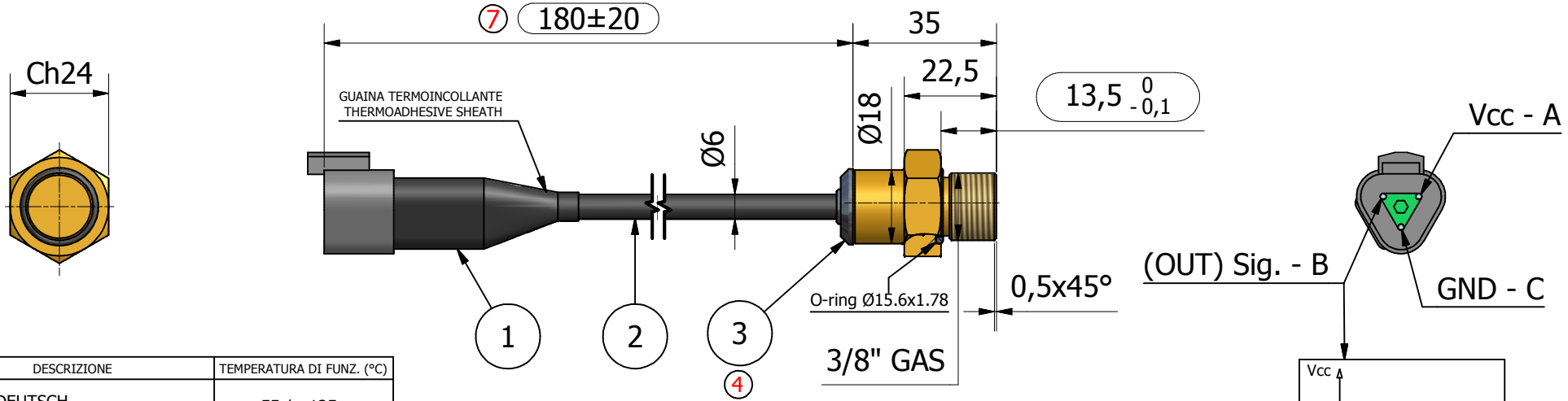
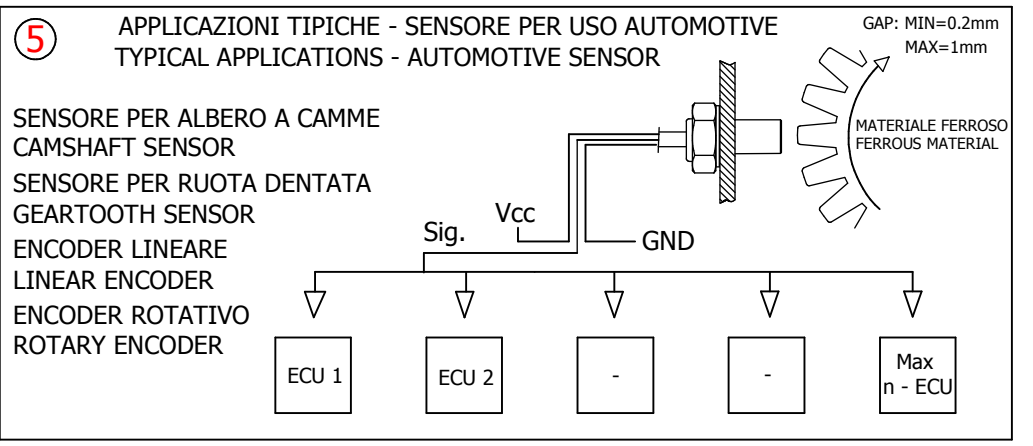
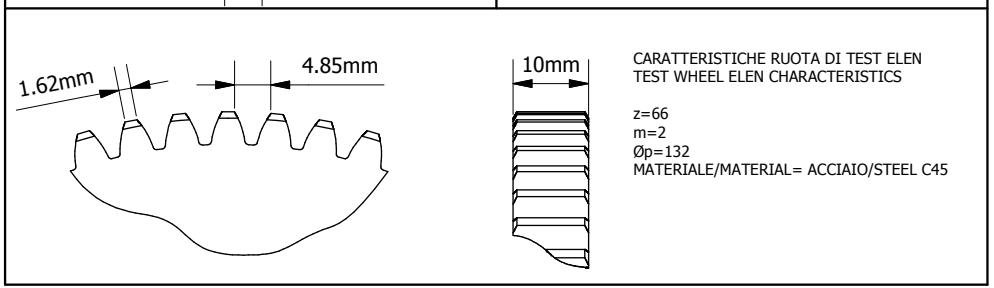
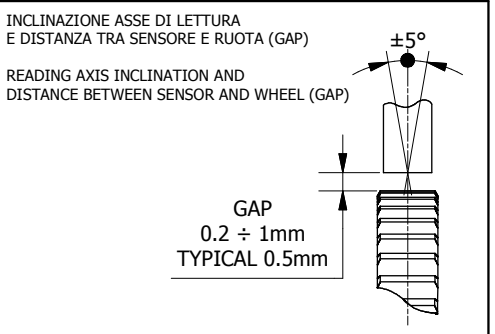
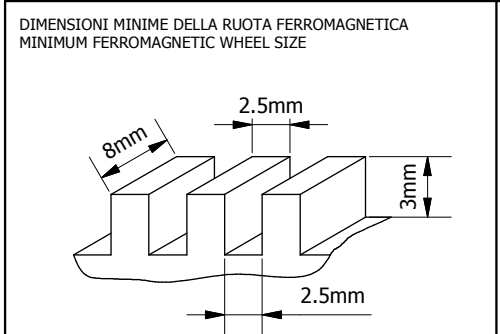


SENSORE EFFETTO HALL PER LA MISURA DI GIRI/VELOCITA' IN RUOTE FONICHE O DENTATE CON PRESSIONE MAX 200 bar
HALL EFFECT SENSOR FOR MEASUREMENT OF SPEED/RPM FROM PHONIC WHEEL OR GEAR WHEEL MAX PRESSURE 200 bar



RIF.	DESCRIZIONE	TEMPERATURA DI FUNZ. (°C)
1	DEUTSCH DT04 3Pin CONTACT	-55 / +125
2	CAVO HT105° Ø6mm	-40 / +105
3	TAPPO PORTA LED NYLON 6,6	-30 / +130



REV.	DATA	FIRMA	DESCR. ULT. REV.
4	09/06/08	Fabio S.	Lunghezza cavo 180 era 150
5	11/09/09	Fabio S.	
6	23/11/11	Fabio S.	
7	18/12/12	Fabio S.	

	ELEN srl Viale Forlanini 71 Garbagnate milanese (MI)	
	DATA: 22/06/2005	DENOMINAZIONE: SENSORE GIRI EFFETTO HALL 3/8" GAS
	SCALA: 1:1.5	CODICE PRODOTTO: AA.02.0091
	DIS.: Fabio S.	UNITA DI MISURA: mm

Quote senza indicazione di tolleranza : ISO 2768 - m

CARATTERISTICHE:

SENSORE ZERO SPEED

ALIMENTAZIONE: Min 4.5 Vcc Max 30 Vcc

CORRENTE IN USCITA: Max 350 mA

FREQUENZA: 15 kHz

PROTEZIONE DA INVERSIONE DI POLARITA'

USCITA SEGNALE (FREQ.): OPEN COLLECTOR

GRADO DI PROTEZIONE: IP67

STRESS DA VIBRAZIONE: 1mm/80Hz (~4g)

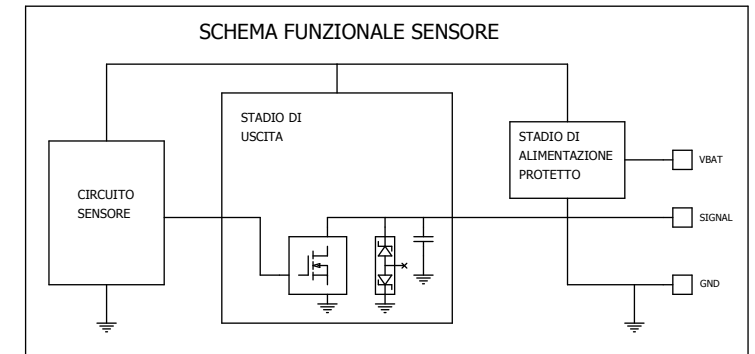
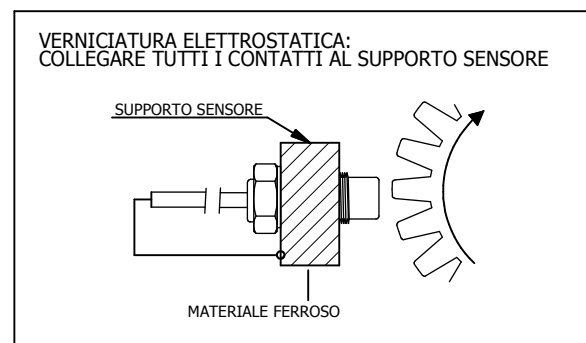
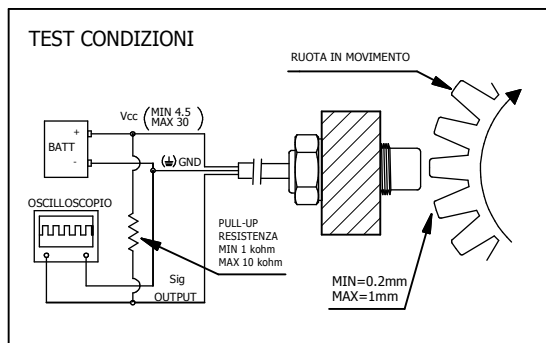
TEMPERATURA DI UTILIZZO: -40°C ÷ +150°C

FORZA DI SERRAGGIO: 25 Nm

MATERIALE CORPO: OT58 TORNITO

5

TEMPERATURA DI FUNZIONAMENTO:	-40°C ÷ +150°C VALORE RIFERITO AL CASE INSERITO A RIDOSSO DELLA RUOTA	EN 60068-2-1;EN 60068-2-2 EN 60068-2-30;EN 60068-2-14
TEMPERATURA DI STOCCAGGIO:	-50°÷ +150°C	EN 60068-2-1;EN 60068-2-2 EN 60068-2-30;EN 60068-2-14
RESISTENZA A VIBRAZIONI:	1mm / 80Hz (~4g)	EN 60068-2-6
GRADO DI PROTEZIONE:	IP 67	IEC 60529
COMPATIBILITA' EMC:	BCI - CLASS "A" - 100mA ; 1÷400 MHz	ISO 11452-4 (2005)
PROTEZIONE DA INVERSIONE DI POLARITA':	-30Vcc PER 1h	PROCEDURA ELEN
PROTEZIONE DA SOVRACCARICO:	420mA PER 5'	PROCEDURA ELEN
PROTEZIONE DA SOVRATENSIONE:	36V PER 5'	PROCEDURA ELEN
PROTEZIONE DA CORTOCIRCUITO:	VERSO MASSA PER 5' VERSO Vcc PER 5'	PROCEDURA ELEN
TENSIONE DI ALIMENTAZIONE:	Min. 4,5 Vcc Max. 30 Vcc	PROCEDURA ELEN
USCITE PROTETTE PER SCARICHE ELETTROSTATICHE FINO A 2000 V SECONDO MODELLO HBM		RIF. : MIL-STD-883; method 3015.



NOTE: LA ELEN SI RISERVA DI INSERIRE MIGLIORAMENTI/VARIAZIONI DI PRODOTTO, DANDONE COMUNQUE COMUNICAZIONE AL CLIENTE.
LA ELEN NON SI ASSUME ALCUNA RESPONSABILITA' SULL'USO NON APPROPRIATO DEL PRODOTTO O PER APPLICAZIONI FUORI SPECIFICA.

AA.02.0091

Pag. 2/3

CHARACTERISTICS:

ZERO SPEED SENSOR

POWER SUPPLY: Min 4.5 Vdc Max 30 Vdc

OUTPUT CURRENT: Max 350mA

FREQUENCY: 15 kHz

PROTECTED BY POLARITY INVERSION

OUTPUT SIGNAL (FREQ.): OPEN COLLECTOR

DEGREE OF PROTECTION: IP67

STRESSES: 1mm/80Hz (~4g)

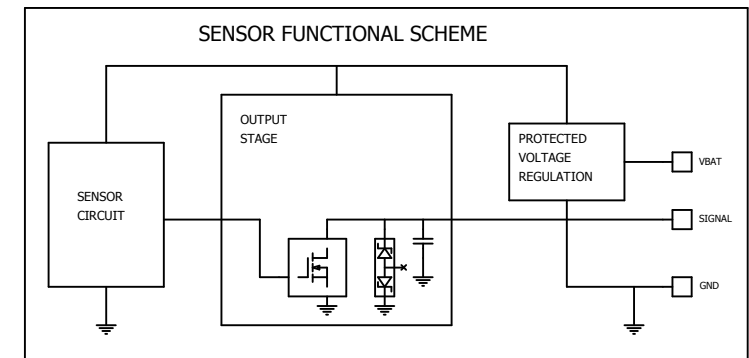
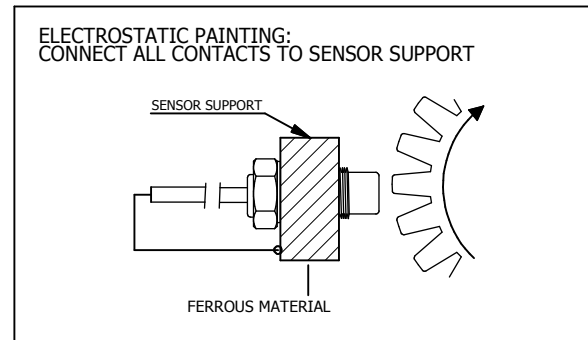
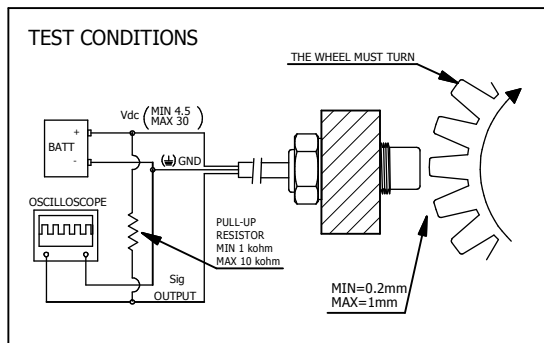
OPERATING TEMPERATURE: -40°C ÷ +150°C

TIGHTENING TORQUE: 25 Nm

BODY MATERIALS: OT58 LATHED

5

OPERATING TEMPERATURE:	-40°C ÷ +150°C VALUE REFERRED TO A CASE MOUNTED BEHIND THE WHEEL	EN 60068-2-1;EN 60068-2-2 EN 60068-2-30;EN 60068-2-14
STORAGE TEMPERATURE:	-50°÷ +150°C	EN 60068-2-1;EN 60068-2-2 EN 60068-2-30;EN 60068-2-14
VIBRATIONS RESISTANCE:	1mm / 80Hz (~4g)	EN 60068-2-6
DEGREE OF PROTECTION:	IP 67	IEC 60529
EMC COMPATIBILITY:	BCI - CLASS "A" - 100mA ; 1÷400 MHz	ISO 11452-4 (2005)
REVERSE POLARITY PROTECTION:	-30Vdc FOR 1h	ELEN PROCEDURE
OVERLOAD PROTECTION:	420mA FOR 5'	ELEN PROCEDURE
OVERVOLTAGE PROTECTION:	36V FOR 5'	ELEN PROCEDURE
SHORTCIRCUIT PROTECTION:	TO GROUND FOR 5' TO Vdc FOR 5'	ELEN PROCEDURE
POWER SUPPLY:	Min. 4,5 Vdc Max. 30 Vdc	ELEN PROCEDURE
OUTPUT PINS ARE PROTECTED AGAINST 2000V ELECTROSTATIC DISCHARGE ACCORDING TO HBM		RIF. : MIL-STD-883; method 3015.



NOTES: ELEN SRL RESERVES THE RIGHT TO MAKE MODIFICATIONS/ENHANCEMENTS TO ITS PRODUCTS, GIVING NOTICE TO THE CUSTOMERS.
ELEN SRL ASSUMES NO LIABILITY FOR NON PROPER USE OF ITS PRODUCTS AND FOR APPLICATIONS OUTSIDE OF THE INDICATED SPECIFICATIONS.