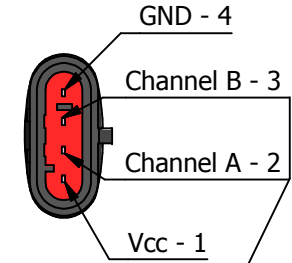
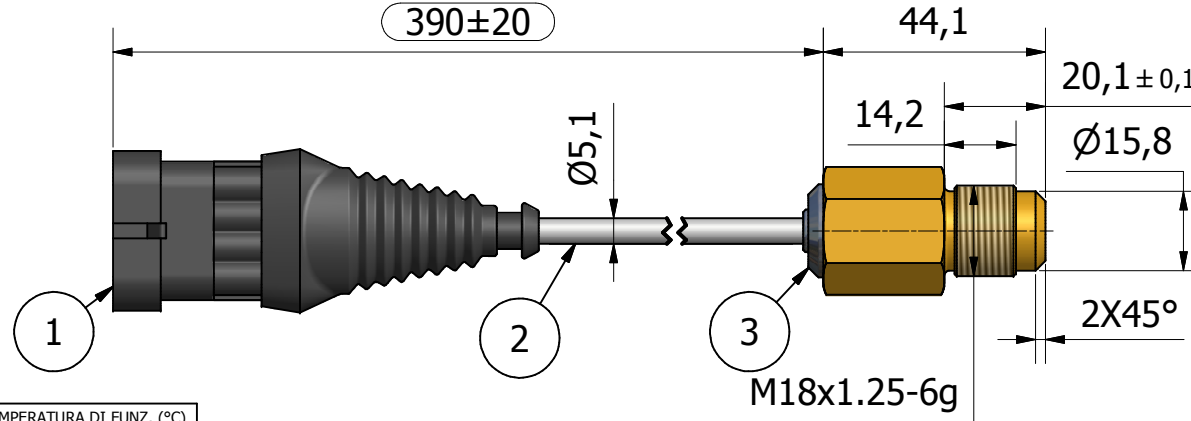
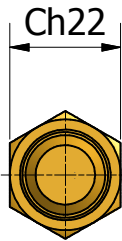
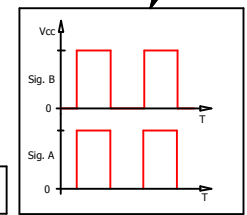


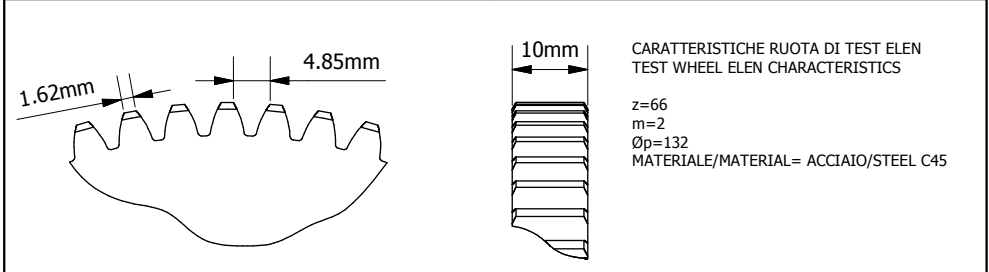
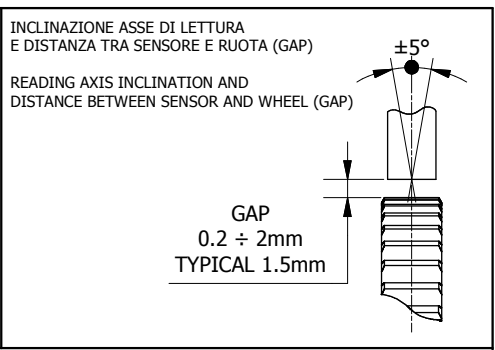
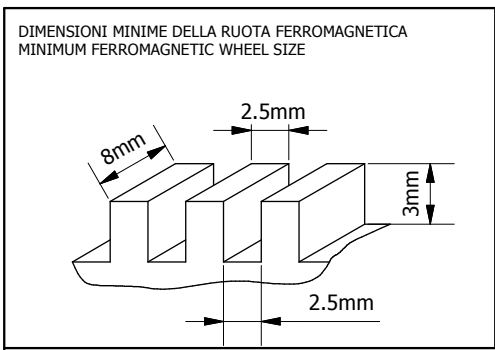
**SENSORE RIDONDANTE EFFETTO HALL NPN PER LA MISURA DI GIRI/VELOCITA' IN RUOTE FONICHE O DENTATE**  
**NPN REDUNDANT HALL EFFECT SENSOR FOR MEASUREMENT OF SPEED/RPM FROM PHONIC WHEEL OR GEAR WHEEL**



RIF.	DESCRIZIONE	TEMPERATURA DI FUNZ. (°C)
1	TYCO SUPERSEAL 1.5series 4Pin CONTACT	-40 / +125
2	CAVO Ø5.1mm UL 2464 - CSA C 22-2 AWM	-30 / +80
3	TAPPO NYLON 6.6 NYLON 6.6 CAP	-30 / +130



Sfasatura segnali A e B: 0°+180°  
Phase difference A and B signals: 0°+180°



**APPLICAZIONI TIPICHE - SENSORE PER USO AUTOMOTIVE**  
TYPICAL APPLICATIONS - AUTOMOTIVE SENSOR

GAP: Min=0.2mm  
Max=2mm

- SENSORE PER ALBERO A CAMME  
CAMSHAFT SENSOR
- SENSORE PER RUOTA DENTATA  
GEARTOOTH SENSOR
- ENCODER LINEARE  
LINEAR ENCODER
- ENCODER ROTATIVO  
ROTARY ENCODER

FIRMA	DATA	REV.	DESCR. ULT. REV.	ELEN srl Viale Forlanini 71 Garbagnate Milanese (MI)	
				DATA: 25/10/2011	DENOMINAZIONE: SENSORE GIRI EFF. HALL M18x1.25 TYCO
			SCALA: 1:1.5	CODICE PRODOTTO: AA.08.0002 1/3	
			DIS.: Fabio S.		
			UNITA DI MISURA: mm	Quote senza indicazione di tolleranza : ISO 2768 - m	

## CARATTERISTICHE:

SENSORE ZERO SPEED

ALIMENTAZIONE: Min 4.5 Vcc Max 30 Vcc

CORRENTE IN USCITA: Max 350 mA

FREQUENZA: 10 kHz

PROTEZIONE DA INVERSIONE DI POLARITA'

USCITA SEGNALE (FREQ.): OPEN COLLECTOR NPN

RESISTENZE DI PULL-UP ESTERNE

GRADO DI PROTEZIONE: IP67

STRESS DA VIBRAZIONE: 1mm/80Hz (~4g)

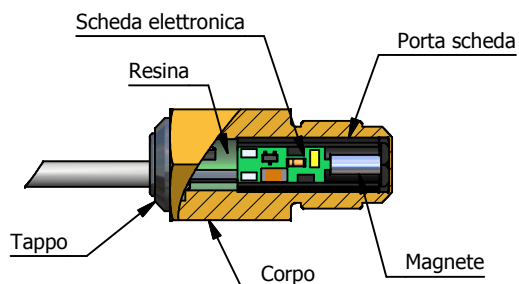
TEMPERATURA DI UTILIZZO: -40°C ÷ +150°C

FORZA DI SERRAGGIO: 25 Nm

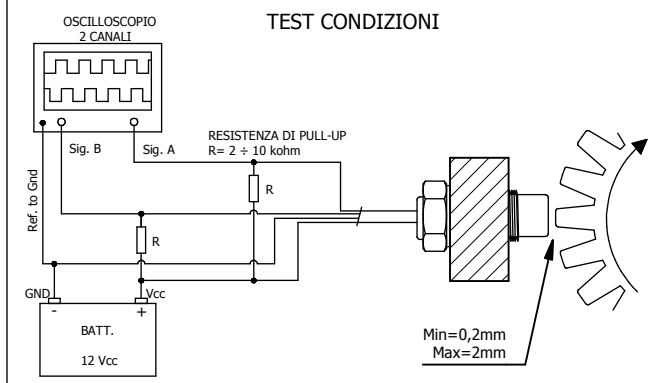
MATERIALE CORPO: OT58 TORNITO

TEMPERATURA DI FUNZIONAMENTO:	-40°C ÷ +150°C VALORE RIFERITO AL CASE INSERITO A RIDOSSO DELLA RUOTA	EN 60068-2-1;EN 60068-2-2 EN 60068-2-30;EN 60068-2-14
TEMPERATURA DI STOCCAGGIO:	-50÷ +150°C	EN 60068-2-1;EN 60068-2-2 EN 60068-2-30;EN 60068-2-14
RESISTENZA A VIBRAZIONI:	1mm / 80Hz (~4g)	EN 60068-2-6
GRADO DI PROTEZIONE:	IP 67	IEC 60529
COMPATIBILITA' EMC:	BCI - CLASS "A" - 100mA ; 1÷400 MHz	ISO 11452-4 (2005)
PROTEZIONE DA INVERSIONE DI POLARITA':	-30Vcc PER 1h	PROCEDURA ELEN
PROTEZIONE DA SOVRACCARICO:	420mA PER 5'	PROCEDURA ELEN
PROTEZIONE DA SOVRATENSIONE:	36V PER 5'	PROCEDURA ELEN
PROTEZIONE DA CORTOCIRCUITO:	VERSO MASSA PER 5' VERSO VCC PER 5'	PROCEDURA ELEN
TENSIONE DI ALIMENTAZIONE:	Min. 4,5 Vcc Max. 30 Vcc	PROCEDURA ELEN
USCITE PROTETTE PER SCARICHE ELETTROSTATICHE FINO A 2000 V SECONDO MODELLO HBM		RIF. : MIL-STD-883; method 3015.

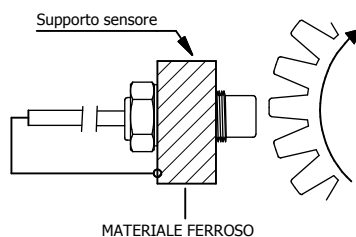
Vista in sezione



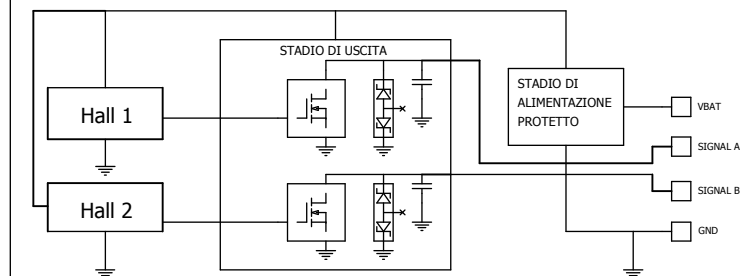
TEST CONDIZIONI



VERNICIATURA ELETTROSTATICA:  
COLLEGARE TUTTI I CONTATTI AL SUPPORTO SENSORE



SCHEMA FUNZIONALE SENSORE



NOTE: LA ELEN SI RISERVA DI INSERIRE MIGLIORAMENTI/VARIAZIONI DI PRODOTTO, DANDONE COMUNQUE COMUNICAZIONE AL CLIENTE.  
LA ELEN NON SI ASSUME ALCUNA RESPONSABILITA' SULL'USO NON APPROPRIATO DEL PRODOTTO O PER APPLICAZIONI FUORI SPECIFICA.

### CHARACTERISTICS:

ZERO SPEED SENSOR

POWER SUPPLY: Min 4.5 Vdc Max 30 Vdc

OUTPUT CURRENT: Max 350 mA

FREQUENCY: 10 kHz

PROTECTED BY POLARITY INVERSION

OUTPUT SIGNAL (FREQ.): OPEN COLLECTOR NPN

EXTERNAL PULL-UP RESISTORS

DEGREE OF PROTECTION: IP67

VIBRATION STRESS: 1mm/80Hz (~4g)

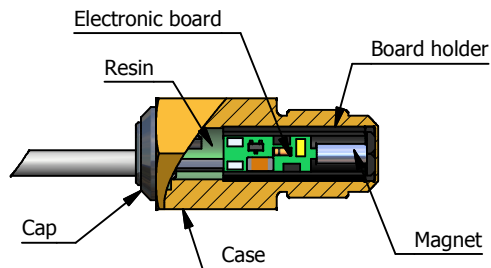
OPERATING TEMPERATURE: -40°C ÷ +150°C

TIGHTENING TORQUE: 25 Nm

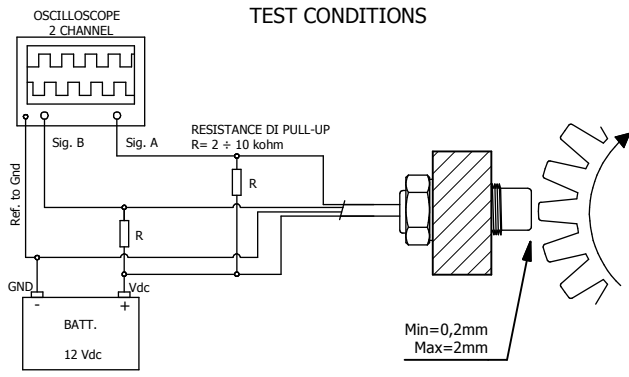
BODY MATERIALS: OT58 LATHED

OPERATING TEMPERATURE:	-40°C ÷ +150°C VALUE REFERRED TO A CASE MOUNTED BEHIND THE WHEEL	EN 60068-2-1;EN 60068-2-2 EN 60068-2-30;EN 60068-2-14
STORAGE TEMPERATURE:	-50°÷ +150°C	EN 60068-2-1;EN 60068-2-2 EN 60068-2-30;EN 60068-2-14
VIBRATIONS RESISTANCE:	1mm / 80Hz (~4g)	EN 60068-2-6
DEGREE OF PROTECTION:	IP 67	IEC 60529
EMC COMPATIBILITY:	BCI - CLASS "A" - 100mA ; 1÷400 MHz	ISO 11452-4 (2005)
REVERSE POLARITY PROTECTION:	-30Vdc PER 1h	ELEN PROCEDURE
OVERLOAD PROTECTION:	420mA PER 5'	ELEN PROCEDURE
OVERVOLTAGE PROTECTION:	36V PER 5'	ELEN PROCEDURE
SHORTCIRCUIT PROTECTION:	TO GROUND FOR 5' TO VDC FOR 5'	ELEN PROCEDURE
POWER SUPPLY:	Min. 4,5 Vdc Max. 30 Vdc	ELEN PROCEDURE
OUTPUT PINS ARE PROTECTED AGAINST 2000V ELECTROSTATIC DISCHARGE ACCORDING TO HBM		RIF. : MIL-STD-883; method 3015.

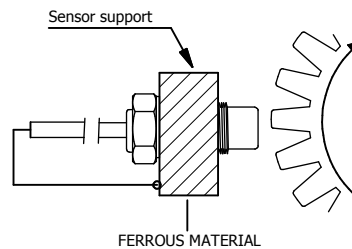
Sectional view



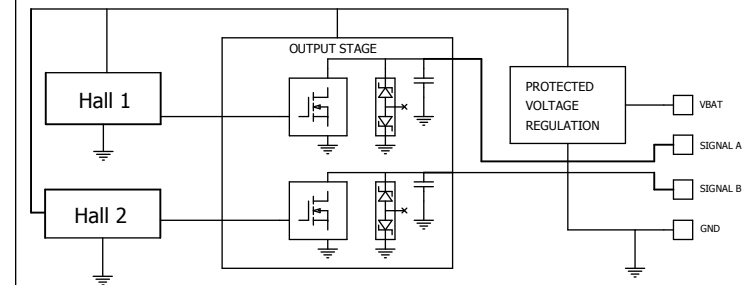
TEST CONDITIONS



ELECTROSTATIC PAINTING:  
CONNECT ALL CONTACTS TO SENSOR SUPPORT



SENSOR FUNCTIONAL SCHEME



NOTES: ELEN SRL RESERVES THE RIGHT TO MAKE MODIFICATIONS/ENHANCEMENTS TO ITS PRODUCTS, GIVING NOTICE TO THE CUSTOMERS.  
ELEN SRL ASSUMES NO LIABILITY FOR NON PROPER USE OF ITS PRODUCTS AND FOR APPLICATIONS OUTSIDE OF THE INDICATED SPECIFICATIONS.