

Sensori di velocità ad effetto Hall (1)

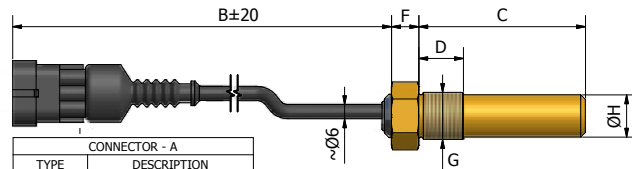
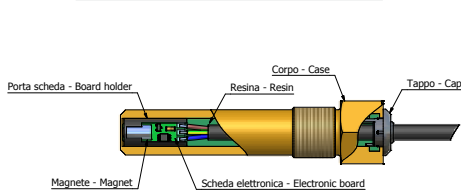
Hall effect speed sensors (1)



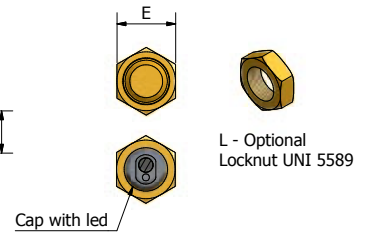
- Fissaggio definito dalla lunghezza sotto testa del case
- Led diagnostico opzionale
- Opzionale resistenza di pull-up interna per 12 o 24 Vdc
- Possibilità di rete diagnostica per verifica di funzionalità
- Impiegabili nei settori automotive, agricolo, movimento terra, industriale, ferroviario, nautico e – su richiesta – militare.

- Fastening defined by case under-head length
- Optional diagnostic led
- Optional internal pull-up resistor for 12 or 24Vdc
- Optional functionality verify by diagnostic network
- Applicable in automotive, agricultural, earth-moving machinery, industrial, railway, nautic and – on demand – military fields

DIMENSIONS

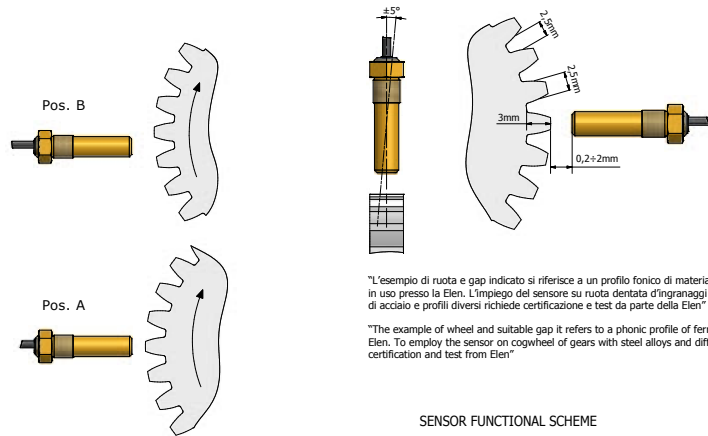
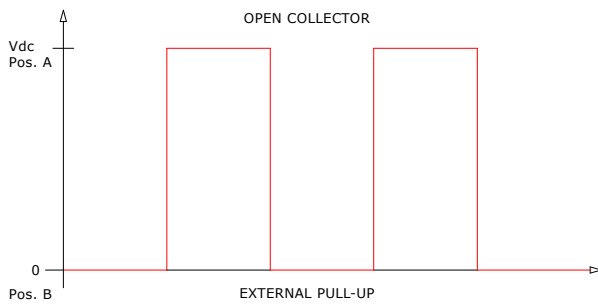


CONNECTOR - A	
TYPE	DESCRIPTION
1	Tyco superseal 3 pin contact
2	Faston 3 pin AMP 936097-1
3	Deutsch 3 pin contact



APPLICATIONS

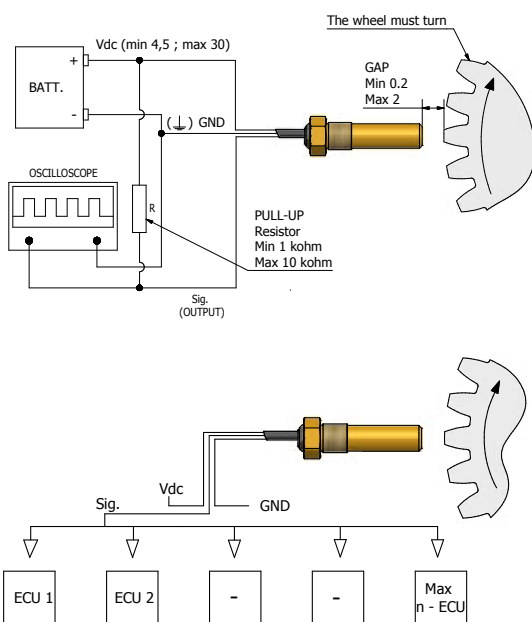
Output signal



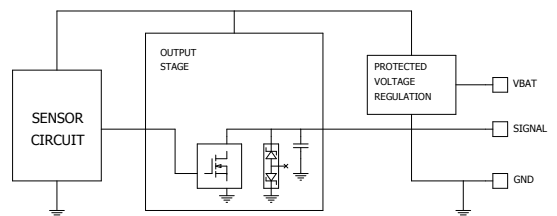
"L'esempio di ruota e gap indicato si riferisce a un profilo fonico di materiale ferroso in uso presso la Elen. L'impiego del sensore su ruota dentata d'ingranaggi con leghe di acciaio e profili diversi richiede certificazione e test da parte della Elen"

"The example of wheel and suitable gap it refers to a phonic profile of ferrous material used in Elen. To employ the sensor on cogwheel of gears with steel alloys and different profiles needs certification and test from Elen"

Connection diagrams



SENSOR FUNCTIONAL SCHEME



SPECIFICATIONS

CHARACTERISTICS	VALUE
Zero speed sensor	
Power supply:	4,5 ÷ 30 Vdc
Output current:	max 350 mA
Frequency:	15 kHz
Output signal (freq.):	open collector
Housing material:	OT58 lathed
Tightening torque:	25 Nm
Operating temperature:	- 40 °C ÷ + 150 °C
Overvoltage protection:	- 50 °C ÷ + 150 °C
Reverse polarity protection:	- 30 Vdc for 1h
Shortcircuit protection:	to ground and to Vdc for 5'
Overload protection:	420 mA for 5'
Degree of protection:	IP67; ref. IEC 60529
Vibrations resistance:	1mm/100Hz (~8g); ref. EN 60068-2-6
EMC compatibility:	BCI CLASS "A" 100mA; 1-400 MHz; ref. ISO 11452-4 (2005)
Resistance to corrosive environments:	yes; ref. EN 60068-2-11

Output pins are protected against 2000V electrostatic discharge rif. according to hbm : mil-std-883; method 3015.