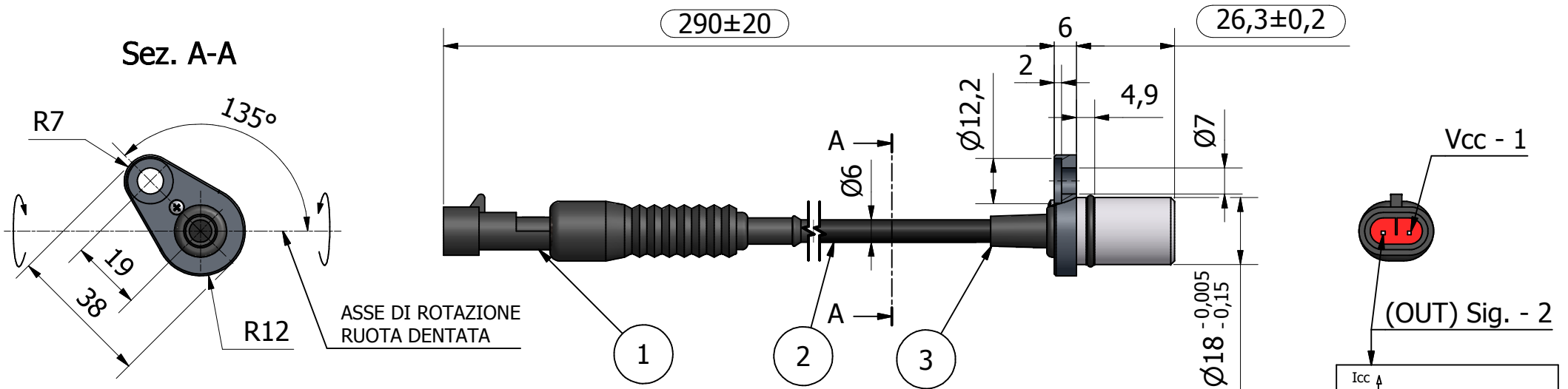
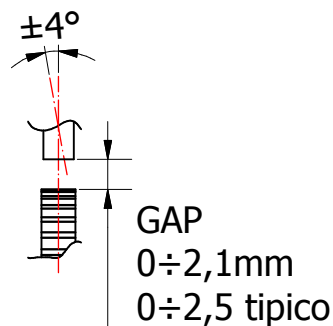
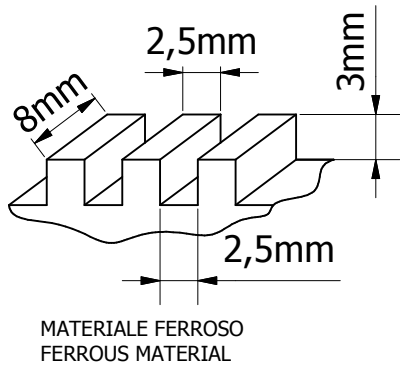


SENSORE GIRI E VELOCITA' A 2 FILI - SPEED/RPM SENSOR WITH ONLY 2 WIRES



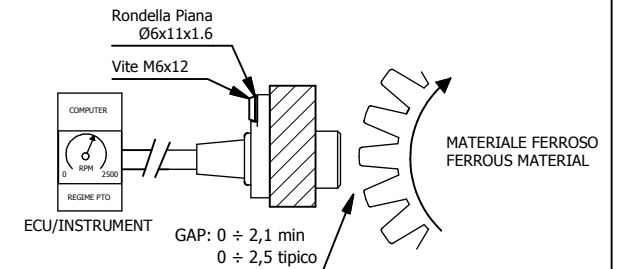
RIF.	DESCRIZIONE	TEMPERATURA DI FUNZ. (°C)
1	TYCO SUPERSEAL 2Pin CONTACT	-40 / +125
2	CAVO SILICONICO Ø6mm	-40 / +140
3	ELEKTROZUBEHOR COD. 15-679	-30 / +90

DIMENSIONI MINIME DELLA RUOTA E INCLINAZIONE DELL'ASSE DI LETTURA MINIMUM WHEEL SIZE AND READING AXIS INCLINATION



APPLICAZIONI TIPICHE - SENSORE PER USO AUTOMOTIVE TYPICAL APPLICATIONS - AUTOMOTIVE SENSOR

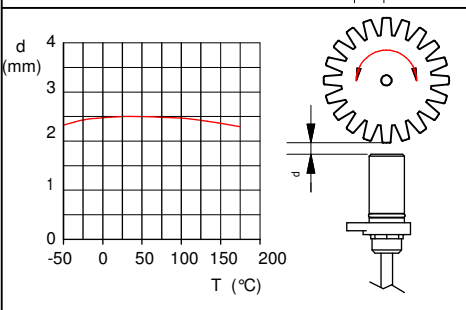
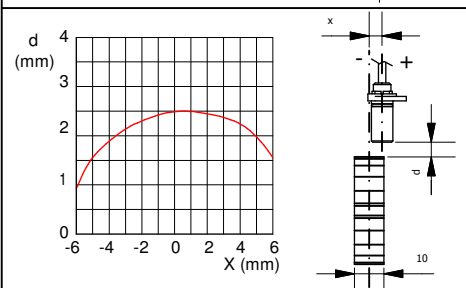
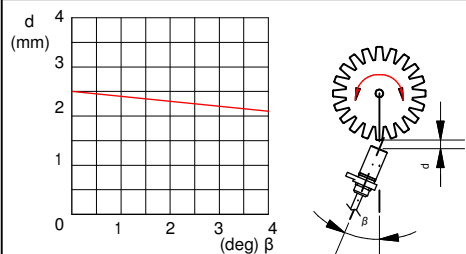
- SENSORE PER ALBERO A CAMME
CAMSHAFT SENSOR
- SENSORE PER RUOTA DENTATA
GEARTOOTH SENSOR
- ENCODER LINEARE
LINEAR ENCODER
- ENCODER ROTATIVO
ROTARY ENCODER



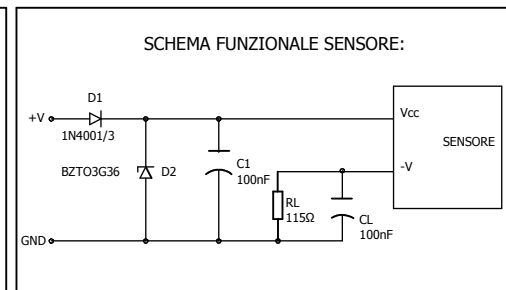
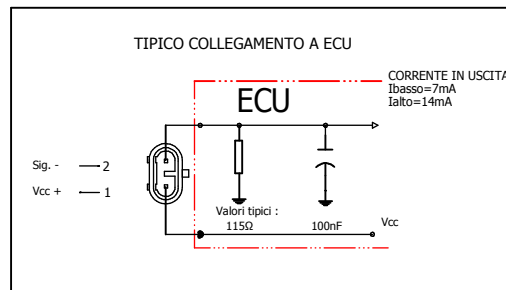
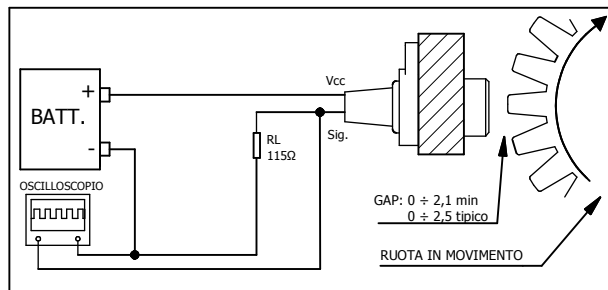
REV.	DATA	FIRMA	DESCR. ULT. REV.
			ELEN srl Viale Forlanini 71 Garbagnate Milanese (MI)
			DATA: 28/02/2008
			SCALA: 1:1.5
			DIS.: Pasetti F.
			UNITA DI MISURA: mm
			DENOMINAZIONE: SENSORE MAGNETORESISTIVO 135°
			CODICE PRODOTTO: AA.02.0602
			Quote senza indicazione di tolleranza : ISO 2768 - m

CARATTERISTICHE:

SENSORE ZERO SPEED
 ALIMENTAZIONE: Min 5 Vcc Max 15 Vcc
 CORRENTE IN USCITA:
 Stato basso: $5.6 \div 8.4\text{mA}$ (tipico 7mA)
 Stato alto: $11.2 \div 16.8\text{mA}$ (tipico 14mA)
 CORRENTE ASSORBITA: max 16.8mA@12V
 FREQUENZA: 25 kHz
 TEMPO DI RISPOSTA: 1µs
 RESISTENZA DI CARICO: 115 Ohm \pm 30 Ohm
 RESISTENZA ISOLAMENTO: 10 MOhm (500V)
 USCITA PROTETTA DA C.C. CONTINUO VERSO MASSA
 GRADO DI PROTEZIONE: IP67
 STRESS DA VIBRAZIONE: 1mm/100Hz (~8g)
 TEMPERATURA DI UTILIZZO: -40°C +85°C
 MATERIALE CORPO E FLANGIA: ALLUMINIO



TEMPERATURA DI FUNZIONAMENTO:	-40°C ÷ +85°C VALORE RIFERITO AL CASE INSERITO A RIDOSSO DELLA RUOTA	EN 60068-2-1; EN 60068-2-2 EN 60068-2-30; EN 60068-2-14
TEMPERATURA DI STOCCAGGIO:	-40°C ÷ +150°C	EN 60068-2-1; EN 60068-2-2 EN 60068-2-30; EN 60068-2-14
TENSIONE DI ALIMENTAZIONE:	5 ÷ 15 Vcc	PROCEDURA ELEN
PROTEZIONE DA CORTOCIRCUITO CONTINUO VERSO MASSA:	SI	PROCEDURA ELEN
USCITA LINEARE (tipica):	7mA ÷ 14mA	
CORRENTE ASSORBITA:	Max 16.8mA @ 12V	PROCEDURA ELEN
GRADO DI PROTEZIONE:	IP67	IEC 60529
RESISTENZA A VIBRAZIONI:	1mm / 100Hz (~8g)	EN 60068-2-6
COMPATIBILITA' EMC:	SI	ISO 11452
RESISTENZA AD AMBIENTI CORROSIVI:	SI	EN 60068-2-11
FREQUENZA :	25kHz	PROCEDURA ELEN
RESISTENZA DI ISOLAMENTO:	10 Mohm (500V)	
TEMPO DI RISPOSTA:	1 microsec	
USCITE PROTETTE PER SCARICHE ELETTROSTATICHE FINO A 2000 V SECONDO MODELLO HBM		RIF. : MIL-STD-883; method 3015.
TEST ESD CONDOTTI IN LINEA CON "IEC 801-2". CONDIZIONI DI TEST: C=150pF, R=150Ω, V=2kV. DISTURBI ELETTROMAGNETICI CON CAMPI FINO A 150 V/m E f=1GHz NON HANNO INFLUENZA SULLE PERFORMANCE		RIF. : DIN 40839



NOTE: LA ELEN SI RISERVA DI INSERIRE MIGLIORAMENTI/VARIAZIONI DI PRODOTTO, DANDONE COMUNQUE COMUNICAZIONE AL CLIENTE.
 LA ELEN NON SI ASSUME ALCUNA RESPONSABILITA' SULL'USO NON APPROPRIATO DEL PRODOTTO O PER APPLICAZIONI FUORI SPECIFICA.

CHARACTERISTICS:

ZERO SPEED SENSOR

POWER SUPPLY: Min 5 Vcc Max 15 Vcc

OUTPUT CURRENT:

Signal low: 5.6 ÷ 8.4mA (typical 7mA)

signal high: 11.2 ÷ 16.8mA (typical 14mA)

CURRENT ABSORBED: max 16.8mA@12V

FREQUENCY: 25 kHz

RISE AND FALL TIME: 1µs

RESISTANCE: 115 Ohm ± 30 Ohm

INSULATION RESISTANCE: 10 Mohm (500V)

OUTPUT PROTECTED FROM CONTINUOUS

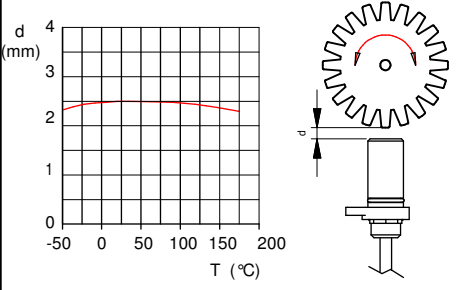
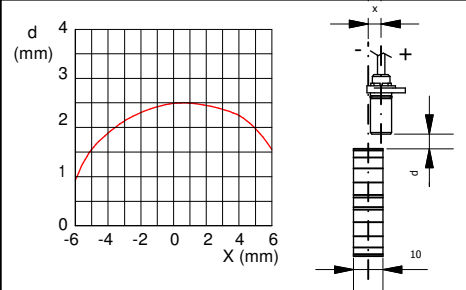
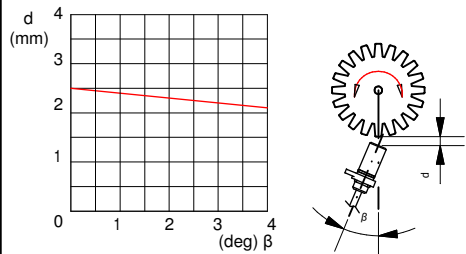
SHORT CIRCUIT TO GROUND

DEGREE OF PROTECTION: IP67

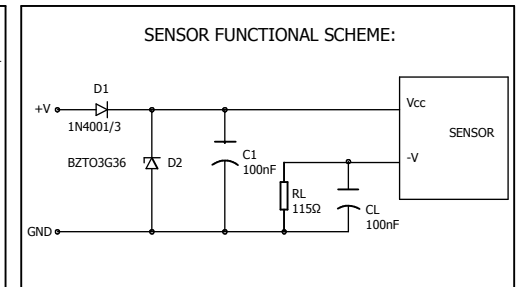
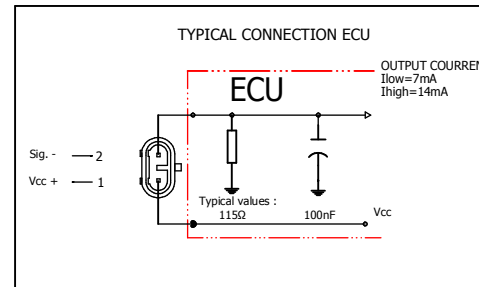
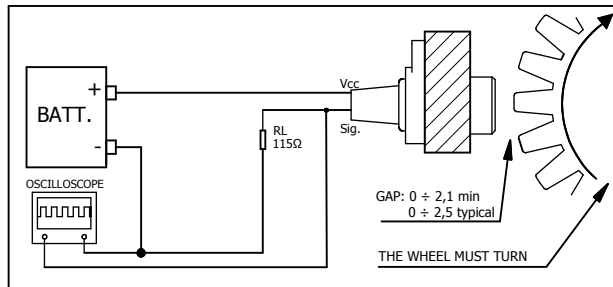
STRESSES: 1mm/100Hz (~8g)

OPERATING TEMPERATURE: -40°C +85°C

BODY MATERIALS AND FLANGE: ALUMINUM



OPERATING TEMPERATURE:	-40°C ÷ +85°C VALUE REFERRED TO A CASE MOUNTED BEHIND THE WHEEL	EN 60068-2-1; EN 60068-2-2 EN 60068-2-30; EN 60068-2-14
STORAGE TEMPERATURE:	-40°C ÷ +150°C	EN 60068-2-1; EN 60068-2-2 EN 60068-2-30; EN 60068-2-14
POWER SUPPLY:	5 ÷ 15 Vcc	ELEN PROCEDURE
PROTECTED FROM CONTINUOUS SHORT CIRCUIT TO GROUND:	Si	ELEN PROCEDURE
OUTPUT LINEAR (typical):	7mA ÷ 14mA	
CURRENT ABSORBED:	Max 16.8mA @ 12V	ELEN PROCEDURE
DEGREE OF PROTECTION:	IP67	IEC 60529
VIBRATIONS RESISTANCE:	1mm / 100Hz (~8g)	EN 60068-2-6
EMC COMPATIBILITY:	Si	ISO 11452
RESISTANCE TO CORROSIVE ENVIRONMENTS:	Si	EN 60068-2-11
FREQUENCY:	25kHz	ELEN PROCEDURE
INSULATION RESISTANCE:	10 Mohm (500V)	
RESPONSE TIME:	1 microsec	
OUTPUT PINS ARE DESIGNED FOR ELECTROSTATIC SENSITIVITY FOR MORE THAN 2000V ACCORDING TO Human Body Model (HBM)		RIF. : MIL-STD-883; method 3015.
ESD TESTS CONDUCTED IN LINE WITH "IEC 801-2". TEST CONDITIONS: C=150pF, R=150Ω, V=2kV. ELECTROMAGNETIC DISTURBANCES WITH FIELDS UP TO 150 V/m AND f=1GHz HAVE NO INFLUENCE ON PERFORMANCE		RIF. : DIN 40839



NOTES: ELEN SRL RESERVES THE RIGHT TO MAKE MODIFICATIONS/ENHANCEMENTS TO ITS PRODUCTS, GIVING NOTICE TO THE CUSTOMERS.
ELEN SRL ASSUMES NO LIABILITY FOR NON PROPER USE OF ITS PRODUCTS AND FOR APPLICATIONS OUTSIDE OF THE INDICATED SPECIFICATIONS.